SIRUI

Strip Softbox Series

Quick Setup Version QR6090/Common Version RGX6090

SIRUI
QUICK SOFTBOX

QR6090
Quick Setup Version

RGX6090
Common Version

Why We Choose SIRUI Strip Softbox?

There are two softboxes in 6090 strip softbox series - RGX6090 Common Version and QR6090 Quick Setup Version. Quick release design of the QR6090 allows easily setting up and breaking down the softbox, which helps increase efficiency. Strip softbox can help control the light directionally and can only light the subject but keep the environment around dark. Double layers diffusion fabrics are included to transform hard light into beautiful soft light, ideal for portrait, live streaming, TVC, studio, etc.

SIRUI
QUICK SOFTBOX

SIRUI
ProArt

Two Softbox Options

QR6090 Quick Setup Version


90cm/35.4inch
SIRUI
QUICK SOFTBOX
60cm
/23.6inch
37cm/
14.6inch

What’s in the Box


①
SIRUI
QUICK SOFTBOX
②
③
④
SIRUI
QUICK SOFTBOX

1 Softbox
2 Grid
3 Diffusion Fabric*2
4 Carrying Bag

RGX6090 Common Version


90cm/35.4inch
SIRUI
60cm/23.6inch
46cm/18.1inch

What's in the Box

①
SIRUI
②
④
③
⑤
SIRUI

1 Softbox
2 Bowens Chuck
3 Rod*4
4 Diffusion Fabric*2
5 Carrying Bag

Model	**QR6090 Quick Setup Version**	**RGX6090 Common Version**
Open Diameter (cm/inch)	60*90/23.6*35.4	60*90/23.6*35.4
Depth (cm/inch)	37/14.6	46/18.1
Closed Length*Width (cm/inch)	75*17/29.5*6.7	65*19/25.6*7.5
Weight(g/lb)	945/2.1	1075/2.4
Rod	4	4
What's in the Box	Softbox, Double Layers Diffusion Fabric, Grid	Softbox, Double Layers Diffusion Fabric

QR6090 Quick Setup Version Strip Softbox

Quick release chuck design allows you to easily set up and break down the softbox.



Press the quick release chuck to set up the softbox in seconds.

Quick Setup and Breakdown



1 Setup

Press the chuck and mount.



2 Breakdown

Press and pull out the tab to breakdown.

*Please press and fix the bowens chuck first when setting up or breaking down the softbox and pay attention to the bounce.

High Density Double Layers Diffusion Fabric

QR6090 strip softbox provides directional light. Two different kinds of high density diffusion fabrics are included to transform hard light into beautiful soft even light and improve light transmittance. You can get natural light during shooting.



Inner high density diffusion fabric helps improve light transmittance.

Higher density diffusion fabric helps transform hard light into beautiful soft even light.


SIRUI
QUICK SOFTBOX
C300

SIRUI
QUICK SOFTBOX

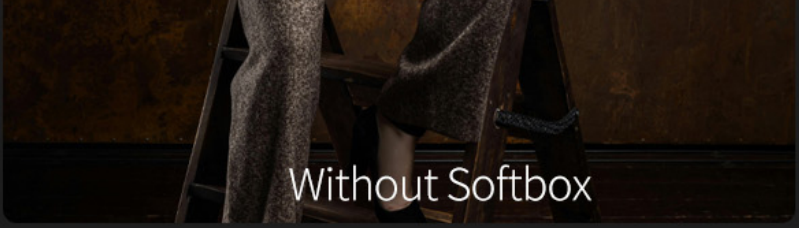
Without Softbox

With Softbox

Included Grid

Included grid helps control direction of light.


SIRUI
QUICK SOFTBOX
Before


SIRUI
QUICK SOFTBOX
After


SIRUI
QUICK SOFTBOX

*Grid is only included in QR6090 Quick Setup Version.

RGX6090 Common Version Strip Softbox

Four metal rods are used to set up and fix the softbox.





Setup Method



1 Open the softbox.



2 Place the chuck and softbox as shown.



3 Insert the rod with screw shape part through the holes and in the correct hole of the chuck.



4 Insert the rest 3 rods and it is suggested to install the 4 rods diagonally.





5 Press and rotate the rod which has screw shape part until the softbox is set up. Then insert the screw shape part into the hole.

6 Hang the inner diffusion fabric on four corners.

7 Use the velcro to fix outer diffusion fabric.

Reflective Double Layers Diffusion Fabric

Smooth fabric is added to RGX6090 strip softbox to provide soft and even light. The subject covered by the fill light is bright and the area around is dark with smooth shadow.


SIRUI
C150B

Double Layers
Diffusion Fabric

Hard Light VS Soft Light

Without Softbox

With Softbox

Bowens Mount

Universal Bowens mount works well with SIRUI LED Monolights and a wide range of other lights with Bowens mount.



SIRUI
QUICK SOFTBOX
C300

*Compatible with SIRUI C300 Light

Compatible with SIRUI Blaze Series LED Monolight

SIRUI
CS100B

Compatible with SIRUI CS Series Monolight

C300 Colorful
SIRUI

Compatible with SIRUI C300 Colorful Full Spectrum Light

Various Cases

SIRUI
SIRUI
QUICK SOFTBOX