


# Counterweight Bar

CB01




## Included items

- 2 x Aluminum bar
- 2 x Black strip
- 2 x ABS hooker
- 4 x ABS plastic cover



2 x Aluminum bar



2 x Black strip



2 x ABS hooker



4 x ABS plastic cover

## Installation Instruction:



1. Put the black strip on the edge of the paper ( back side)




2. Fix the strip every 10cm by using the book sawer




3. Fold the paper towards to the black strip direction



4. Put the paper into the bar.



5. Put the cover on the bar and install the hookder



6. Finish